

Thick Film Chip Resistors

ER5 - SMD Resistor

ELECSOUND®


Elecsound is a manufacturer of resistors. we offer carbon film resistors, metal film resistors, cement type resistors, Metal Oxide film resistors and SMD resistors.

PRODUCT SPECIFICATION

Small size and lightweight
Suitable for both flow and reflow soldering
Reduction of assembly costs and matching with placement machines

Standard: 2%, 5%, 10%---E 24 series
1%---E 96 series

Ordering Procedure : (Ex.:1206,1/4W-S,5%,10 Ω,T/R-5000)



1	2	0	6	S	4	J	0	1	0	0	T	5	E
---	---	---	---	---	---	---	---	---	---	---	---	---	---

Resistor Type:

Chip Resistor types as follows:
0402, 0603, 0805, 1206, 1210, 2010,
2512, 2D02, 4D02, 4D03, 10P8, 16P8

Wattage:

Normal size: WH=1/32W, WG=1/16W, WA=1/10W,
sW8=1/8W, W4=1/4W, W2=1/2W,
1W=1W
Small size: SA=1/10W-S, S8=1/8W-S, S4=1/4W-S,
S3=1/3W-S, 07=3/4W-S

Tolerance:

0 = Jumper
B = ±0.1%
C = ±0.25%
D = ±0.5%
F = ±1%
G = ±2%
J = ±5%

Resistance Value:

• E-24 series:
1st digit is "0"
2nd & 3rd digits are significant figures of the resistance
4th indicate the number of zeros

• E-96 series:
1st to 3rd digits are significant figures of the resistance
4th digit indicate the number of zeros.

"J" ~ 0.1, "K" ~ 0.01, "L" ~ 0.001
Ex. 012J ~ 1Ω, 226K ~ 2Ω26

• Jumper : use "0" for 1st to 4 th digits

Packing Type:

T =Tape / Reel
B =Bulk in Poly-bag
C =Bulk in cassette

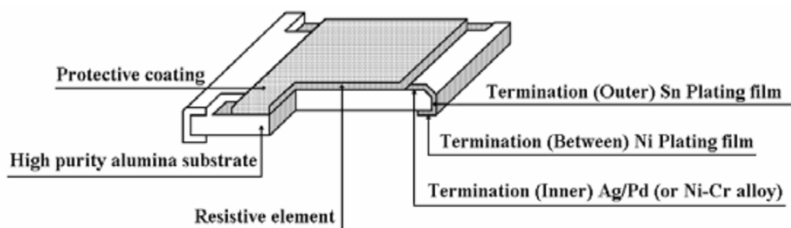
Packing Qty:

1 = 1,000 pcs, 2 = 2,000 pcs, 3 = 3,000 pcs,
4 = 4,000 pcs, 5 = 5,000 pcs,
A = 500 pcs, B = 2,500 pcs, C = 10,000 pcs, D = 20,000 pcs

Special Feature:

E = Lead (Pb) Free Plating Type /
RoHs Compliant

Construction

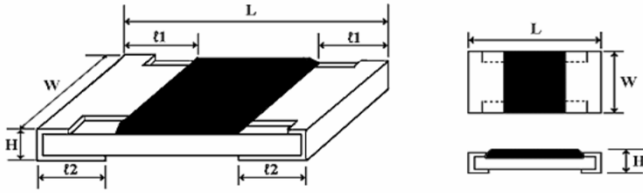


Thick Film Chip Resistors

ER5 - SMD Resistor

ELECSOUND®

Power Rating & Dimension



Type	Power Rating at 70°C	Max. Working Voltage	Max. Overload Voltage	Operating Temp. (°C)	Tolerance %	Resistance Range	Standard Series	Dimension (mm)				
								L	W	H	t1	t2
0402 (1005)	1/16W	1A	2A	-55~+155	Jumper	< 50 m Ω	E-96 E-24 E-24	1.00±0.10	0.50±0.05	0.35±0.05	0.20±0.10	0.25±0.10
		50V	100V		±1	10 Ω -1M Ω						
					±2	1 Ω -10M Ω						
					±5	1 Ω -10M Ω						
0603 (1608)	1/10W-S 1/16W	1A	2A	-55~+155	Jumper	< 50 m Ω	E-96 E-24 E-24	1.60±0.10	0.8±0.1	0.45±0.10	0.30±0.20	0.30±0.20
		50V	100V		±1	10 Ω -1M Ω						
					±2	1 Ω -10M Ω						
					±5	1 Ω -10M Ω						
0805 (2012)	1/8W-S 1/10W	2A	4A	-55~+155	Jumper	< 50 m Ω	E-96 E-24 E-24	2.00±0.15	1.25±0.1	0.55±0.10	0.40±0.20	0.40±0.20
		150V	300V		±1	10 Ω -1M Ω						
					±2	1 Ω -10M Ω						
					±5	1 Ω -10M Ω						
1206 (3216)	1/4W-S 1/8W	2A	4A	-55~+155	Jumper	< 50 m Ω	E-96 E-24 E-24	3.10±0.15	1.55±0.15	0.55±0.10	0.45±0.20	0.45±0.20
		200V	400V		±1	10 Ω -1M Ω						
					±2	1 Ω -10M Ω						
					±5	1 Ω -10M Ω						
1210 (3225)	1/3W-S 1/4W	2A	4A	-55~+155	Jumper	< 50 m Ω	E-96 E-24 E-24	3.10±0.10	2.60±0.15	0.55±0.10	0.50±0.25	0.50±0.20
		200V	400V		±1	10 Ω -1M Ω						
					±2	1 Ω -10M Ω						
					±5	1 Ω -10M Ω						
2010 (5025)	3/4W-S 1/2W	2A	4A	-55~+155	Jumper	< 50 m Ω	E-96 E-24 E-24	5.00±0.10	2.50±0.15	0.55±0.10	0.60±0.25	0.50±0.20
		200V	400V		±1	10 Ω -1M Ω						
					±2	1 Ω -10M Ω						
					±5	1 Ω -10M Ω						
2512 (6432)	1W	2.5A	5A	-55~+155	Jumper	< 50 m Ω	E-96 E-24 E-24	6.35±0.10	3.20±0.15	0.55±0.10	0.60±0.25	0.50±0.20
		200V	400V		±1	10Ω-1M Ω						
					±2	1Ω-10M Ω						
					±5	1Ω-10M Ω						

Derating Curve

